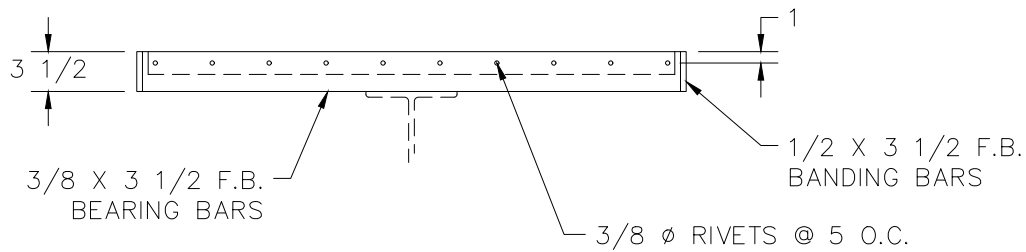
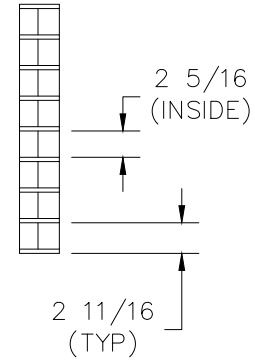
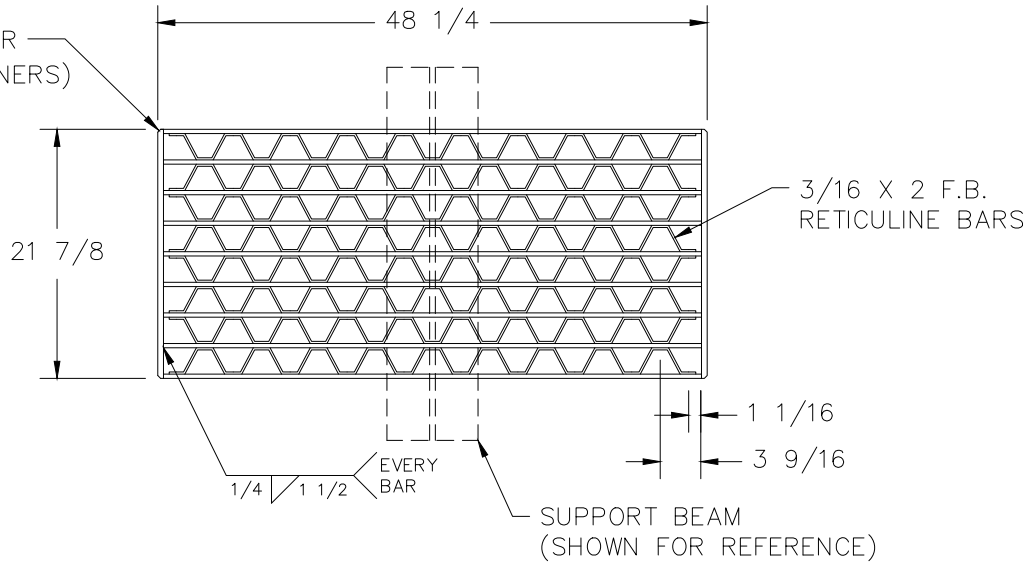


1/4" CHAMFER  
(TYP AT CORNERS)



**NOTES:**

- 1- MATERIAL: STEEL A36, HOT DIP GALVANIZED AFTER FABRICATION IN ACCORDANCE WITH ASTM A-123
- 2- LOADING: HS-25 WHEEL LOADS
- 3- APPROXIMATE WEIGHT: 250 LBS.

STANDARD No. MD-374.12 AND MD-374.13

**MARYLAND DEPARTMENT OF TRANSPORTATION**



**U.S.F. FABRICATION INC.**  
HIALEAH, FLORIDA

**SINGLE RETICULINE GRATE  
STEEL GALVANIZED**

DRAWN BY: ALJ	SCALE: 1=12	SHEET: 1 OF 1	DATE: 04/03/20
APP'D BY: ALJ	DWG. NO: 1000130368	SHEET SIZE: B	REV: 1

INTERPRET DIMENSIONS AND TOLERANCES PER ASME Y14.5M  
BREAK ALL SHARP CORNERS & EDGES TO 0.01  
**TOLERANCES UNLESS OTHERWISE SPECIFIED:**  
INCHES AND FRACTIONS:  
<10' = ± 1/8  
>10' = ± 1/4

COPYRIGHT © 2020 ALL RIGHTS RESERVED

1	5/5/20	LE	LE	UPDATED WELDING TO MATCH N.Y. D.O.T. STANDARDS PER NCR 4472
REV.	DATE	BY	APP'D	DESCRIPTION

THIS DOCUMENT IS THE PROPERTY OF U.S.F. FABRICATION, INC AND CONTAINS PROPRIETARY INFORMATION. IT SHALL NOT BE MODIFIED, COPIED, FURNISHED NOR DISTRIBUTED (IN WHOLE OR IN PART) WITHOUT PROPER AUTHORIZATION OF U.S.F. FABRICATION, INC.